
CLEANING AND MAINTENANCE RECOMMENDATIONS FOR LAGUNE WET AREA MAT


The performance of wet area mat is dependent how well it is maintained. Wet area mat should be regularly cleaned to ensure that the mat maintains its effective performance, as well as ensuring a long life span for the product.

A planned maintenance programme should be developed in relation to the amount of traffic passing over the mat.

The frequency of cleaning will depend on traffic volume. The greater the amount of traffic, the stricter the cleaning regime should be. As a general rule wet area mat should be cleaned weekly in heavy traffic areas.

Lagune wet area mat has open construction. The open construction allows water to pass through the mat to the floor underneath, providing a drier and safer walking surface.


Lagune provides a slip-resistant, comfortable walking surface for barefoot traffic. It is durable and oil-resistant vinyl mat and requires only simple maintenance.



Sweep or wet-mop the top surface of Lagune mat regularly.


Lightweight Lagune mat is easy to handle and it can be rolled up for the maintenance. If needed, mop or flush service area.

Remove Lagune mat from service area, if there is no drainage in area. If necessary, hose down the mat with a garden hose or spray down with high pressure washer and place mat back into service.



If tiles become worn or if they are being damaged, individual tiles can be replaced, thus saving the cost of total replacement.

Due to interlocking modular system, it is very easy and inexpensive to replace a damaged tile with a new one.



Lagune tiles can be connected easily with a hammer.
